

ANTA
BATTENTE
THICK
HINGED DOOR

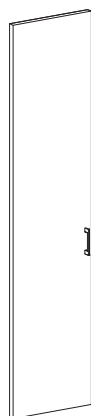


Caratterizzato da un design moderno e lineare, l'armadio ad anta battente Thick si distingue per le solide ante spesse 3 centimetri, personalizzabili con una vasta gamma di maniglie. Disponibile nelle finiture laccato opaco o ossidato. L'armadio Thick può essere a incasso, a muro o angolare. Come per tutti gli armadi battenti, è possibile prevedere il fianco finale in vetro e attrezzare l'interno con il divisorio telaio e illuminazione LED.

With its distinctive modern, linear design, the Thick hinged door wardrobe stands out for its solid 3cm-thick doors, which can be customized with an extensive range of handles. It comes in matt or oxidized lacquered finishes. The Thick wardrobe can be recessed, set against a wall or fitted in a corner arrangement. Like all the hinged door wardrobes, it can be designed with a glass end side panel and the interior fitted with the metal frame partition and LED lighting.

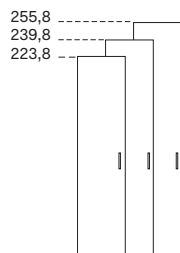
Anta THICK dimensioni e modularità / THICK door: dimensions and module size	p. 03
Caratteristiche tecniche armadi / Wardrobes technical features	p. 04
Modularità armadi / Wardrobes module size	p. 05
Esempi modularità armadi / Module size example	p. 06
Accessori interni / Internal accessories	p. 07
Illuminazione / Lighting	p. 10

ANTA THICK / THICK DOOR

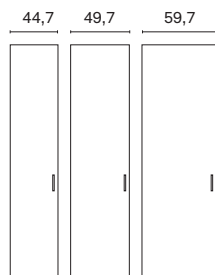


DIMENSIONI / DIMENSIONS

Altezze / Heights



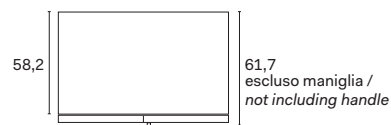
Larghezze / Widths



Sezione / Section

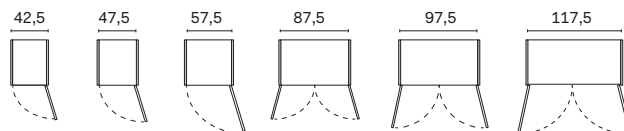


Profondità armadio / Wardrobe depth

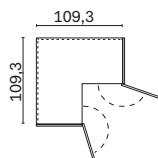


MODULI / MODULES

moduli lineari / straight modules



modulo angolo / corner modules



MANIGLIE / HANDLES

Sono disponibili tutte le maniglie escluso:

- Chiave
- PUSH-PULL
- YNCA

Available with any of the handle options, except:

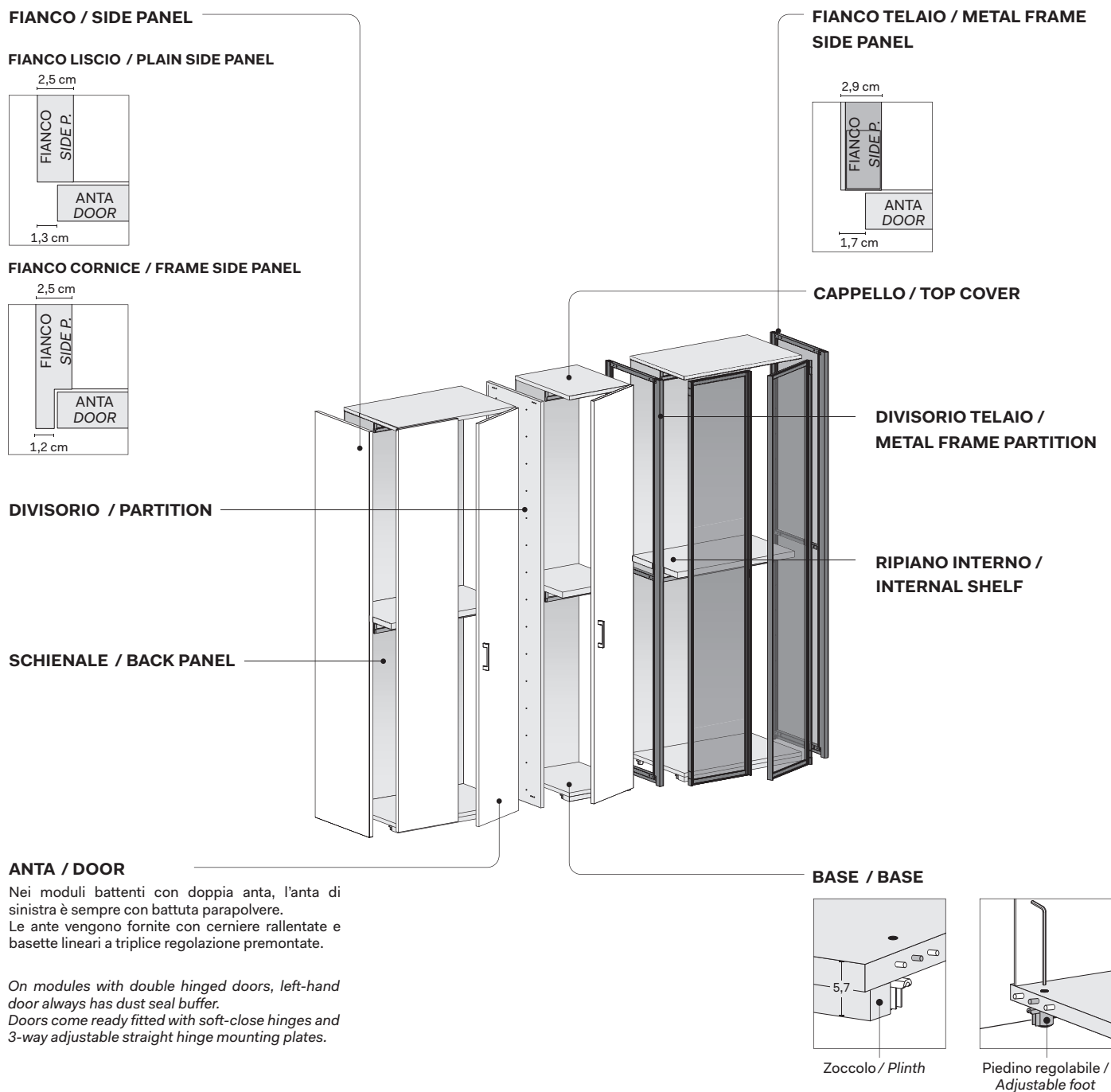
- Key
- PUSH-TO-OPEN mechanism
- YNCA

RIDUZIONI A MISURA / CUTTING TO SIZE

L'anta THICK può essere ridotta in larghezza ed altezza.

THICK doors can be reduced in width and height.

ARMADIO BATTENTE / PIEGHEVOLE HINGED / FOLDING WARDROBE



ANTA / DOOR

Nei moduli battenti con doppia anta, l'anta di sinistra è sempre con battuta parapolvere. Le ante vengono fornite con cerniere rallentate e basette lineari a triplice regolazione premontate.

On modules with double hinged doors, left-hand door always has dust seal buffer. Doors come ready fitted with soft-close hinges and 3-way adjustable straight hinge mounting plates.

Note per la sicurezza / Notes on safety

L'apertura contemporanea di tutte le ante (per armadio battente o pieghevole) ad armadio completamente vuoto può causarne il ribaltamento, quindi va previsto tassativamente il fissaggio a muro.

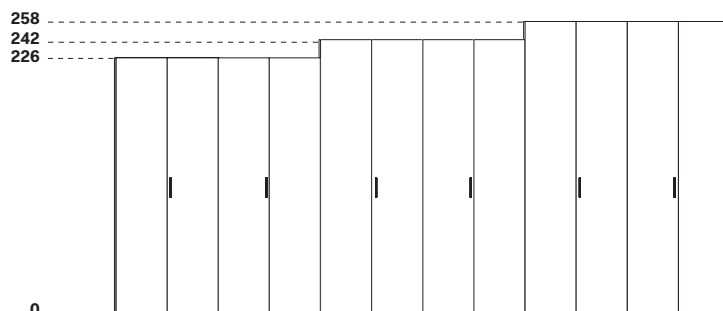
Opening all doors (on wardrobes with hinged or folding doors) at the same time with the wardrobe completely empty may cause it to tip over, hence it must be fastened to the wall without exception.

MODULARITÀ / MODULE SIZE

MODULI LINEARI / STRAIGHT MODULES

ALTEZZA / HEIGHT

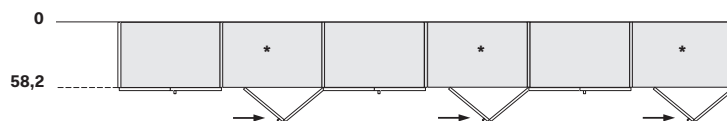
Altezza comprensiva di piedino regolabile.
Height includes adjustable foot.



PROFONDITÀ SCOCCA / CARCASS DEPTH

La profondità totale varia in funzione del tipo di anta utilizzata.

Total depth varies depending on the type of door used.

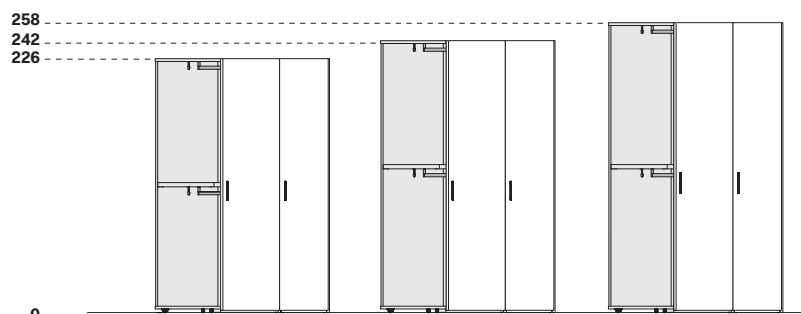


* NON DISPONIBILE PER ANTA THICK / NOT FOR THICK DOOR

MODULI ANGOLO E TERMINALI TRAPEZIO / CORNER MODULES AND TRAPEZIUM END UNITS

ALTEZZA / HEIGHT

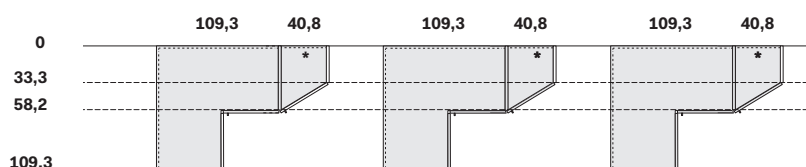
Altezza comprensiva di piedino regolabile.
Height includes adjustable foot.



PROFONDITÀ SCOCCA / CARCASS DEPTH

La profondità totale varia in funzione del tipo di anta utilizzata.

Total depth varies depending on the type of door used.



* NON DISPONIBILE PER ANTA THICK / NOT FOR THICK DOOR

ESEMPI MODULARITÀ ARMADI / MODULE SIZE WARDROBES EXAMPLES

Larghezze totali comprensive di fianchi e divisori. Per fianchi TELAIO aggiungere 0,4 cm per fianco.

Total widths including side panels and partitions. For METAL FRAME side panels, add 0,4 cm per side panel.

47,5	42,5	217,5	42,5	47,5	117,5	332,5	87,5	87,5	87,5	57,5
52,5	47,5	222,5	97,5	117,5			87,5	117,5	117,5	
62,5	57,5	227,5	42,5	57,5	117,5	337,5	47,5	117,5	117,5	42,5
92,5	87,5		42,5	87,5	87,5	342,5	97,5	117,5	117,5	
97,5	42,5	47,5	232,5	47,5	57,5	117,5	347,5	42,5	97,5	97,5
102,5	97,5		47,5	87,5	87,5		57,5	117,5	117,5	42,5
107,5	42,5	57,5	237,5	42,5	87,5	97,5	97,5	97,5	97,5	42,5
112,5	47,5	57,5	242,5	57,5	87,5	87,5	352,5	57,5	117,5	117,5
122,5	117,5			117,5	117,5		97,5	97,5	97,5	47,5
137,5	42,5	87,5	247,5	97,5	42,5	97,5	357,5	87,5	97,5	117,5
142,5	47,5	87,5	252,5	97,5	47,5	97,5	362,5	87,5	87,5	87,5
147,5	42,5	97,5	262,5	97,5	57,5	97,5		117,5	117,5	117,5
152,5	47,5	97,5	267,5	42,5	97,5	117,5		97,5	97,5	97,5
	57,5	87,5	272,5	87,5	87,5	87,5	367,5	42,5	97,5	117,5
157,5	42,5	47,5	282,5	87,5	87,5	97,5	372,5	87,5	87,5	87,5
162,5	57,5	97,5	287,5	42,5	117,5	117,5	377,5	87,5	117,5	117,5
167,5	42,5	117,5	292,5	87,5	97,5	97,5	382,5	87,5	97,5	97,5
172,5	47,5	117,5	302,5	57,5	117,5	117,5	387,5	42,5	117,5	117,5
182,5	87,5	87,5		97,5	97,5	97,5	392,5	87,5	87,5	87,5
	57,5	117,5	307,5	42,5	57,5	97,5		97,5	97,5	97,5
187,5	42,5	47,5	312,5	87,5	97,5	117,5		57,5	117,5	117,5
192,5	87,5	97,5		47,5	97,5	97,5	397,5	97,5	117,5	117,5
197,5	42,5	47,5	317,5	42,5	87,5	87,5	402,5	97,5	97,5	97,5
202,5	97,5	97,5		42,5	47,5	97,5		57,5	117,5	117,5
207,5	42,5	57,5	322,5	97,5	97,5	117,5		87,5	87,5	97,5
212,5	87,5	117,5	327,5	87,5	87,5	97,5		87,5	87,5	97,5
						42,5				

ACCESSORI / EQUIPMENT

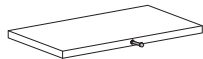
Ripiani / Shelves

Sp. 3,8 cm / 3,8 cm thick
Prof. 49 cm / Depth 49 cm



Larghezza / Width
42,5-47,5-57,5-72,5-87,5-
97,5-117,5-132,5-147,5

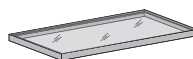
Con portagruccia /
With coat hanger peg



Larghezza / Width
42,5-47,5-57,5-72,5-87,5-
97,5-117,5-132,5-147,5

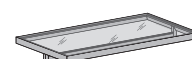
Ripiani in vetro luminosi / Lit glass shelves

Sp. 3,5 cm / 3,5 cm thick
Prof. 48,7 cm / Depth 48,7 cm



Larghezza / Width
57,5-72,5-87,5-97,5-117,5

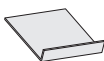
Con tubo appendiabito /
With hanger rail



Larghezza / Width
57,5-72,5-87,5-97,5-117,5

Ripiani portascarpe / Shoe rack shelves

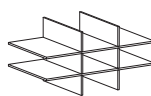
Sp. 1,2 cm in folding / Mitre-folded 1,2 cm thick
Prof. 48,7 cm / Depth 48,7 cm



Larghezza / Width
42,5-47,5-57,5-72,5

Crociera interna / Pigeon hole

Sp. 1,2 cm / 1,2 cm thick
Prof. 48,6 cm / Depth 48,6 cm

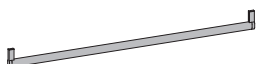


Larghezza / Width
97,5 - 117,5

Appendiabiti / Hangers

STANDARD

Finitura brunito / Bronze finish



Tutte le larghezze / All widths

PLUS

Finitura brunito / Bronze finish

Guarnizione in gomma / Rubber trim

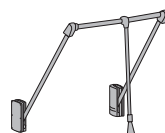


Tutte le larghezze / All widths

Servetto appendiabiti / Clothes lift

Manuale / Manual

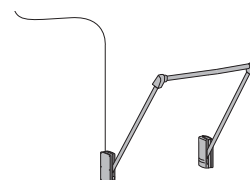
Finitura brunito / Bronze finish



Larghezza / Width
87,5-97,5-117,5

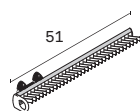
Motorizzato / Motorized

Finitura brunito / Bronze finish



Larghezza / Width
87,5-97,5-117,5

Porta cravatte estraibile / Pull-out tie organizer

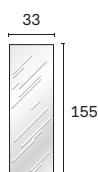


Appendiabiti estraibile P. 36 cm / Pull-out hanging rail D 36 cm

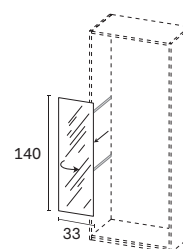
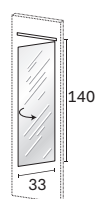
Finitura alluminio satinato / Satin aluminium finish



Specchiera interno anta / Inside door mirror



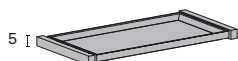
Specchiera orientabile / Revolving mirror



Attrezzatura estraibile / Pull-out fittings

Vassoio estraibile / Pull-out tray


Finitura brunito / Bronze finish



Larghezza / Width
72,5-87,5-97,5-117,5

Porta pantaloni estraibile / Pull-out trouser rack

Finitura brunito / Bronze finish



Larghezza / Width
72,5-87,5-97,5-117,5

Porta sacche estraibile / Pull-out garment box

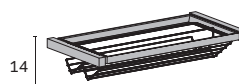
Finitura brunito / Bronze finish



Larghezza / Width
87,5-97,5

Scarpiera estraibile / Pull-out shoe rack

Finitura brunito / Bronze finish



Larghezza / Width
87,5-97,5-117,5

Cestello estraibile / Pull-out basket

Finitura brunito / Bronze finish

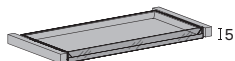


Larghezza / Width
87,5-97,5

Attrezzatura estraibile con frontale / Pull-out fittings with front

Vassoio estraibile / Pull-out tray

Finitura brunito / Bronze finish



Larghezza / Width
72,5-87,5-97,5-117,5

Porta pantaloni estraibile / Pull-out trouser rack

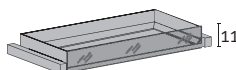
Finitura brunito / Bronze finish



Larghezza / Width
72,5-87,5-97,5-117,5

Vassoio estraibile / Pull-out tray

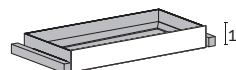
Finitura brunito / Bronze finish



Larghezza / Width
72,5-87,5-97,5-117,5

Vassoio estraibile / Pull-out tray

Finitura brunito / Bronze finish

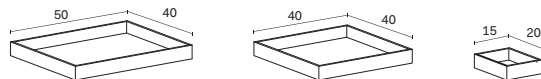


Larghezza / Width
72,5-87,5-97,5-117,5

Vassoi in folding / Mitre-folded trays

In folding sp. 0,8 cm / Mitre-folded 0,8 cm thick

Altezza 5 cm / Height 5 cm



Combinazioni possibili / Possible combinations

Per VASSOIO L. 72,5 cm
/ For TRAY W 72,5 cm



Per VASSOIO L. 87,5 cm
/ For TRAY W 87,5 cm



Per VASSOIO L. 97,5 cm
/ For TRAY W 97,5 cm



Per VASSOIO L. 117,5 cm
/ For TRAY W 117,5 cm

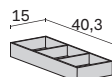


Vaschette interne / Tray inserts

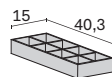
In 03Z Similpelle / In 03Z Leatherette

Altezza 5 cm / Height 5 cm

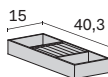
porta oggetti /
tidy tray



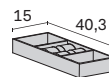
porta cravatte /
tie organizer



porta anelli /
ring organizer



porta orologi /
watch organizer



CASSETTIERE INTERNE / INTERNAL DRAWER UNITS

Tutte le cassettiere sono da completare con il top. / All drawer units need to be finished off with a top.

Con maniglia standard / With standard handle

Prof. 48,7 cm / Depth 48,7 cm

Altezza / Height

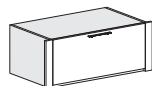
33,8

Anche in prof. 33,7 cm /
Also depth 33,7 cm



Altezza / Height

33,8



Altezza / Height

49,7



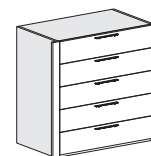
Altezza / Height

65,5



Altezza / Height

81,5



Larghezza / Width

42,5-47,5-57,5-72,5-87,5-
97,5-117,5

Larghezza / Width

87,5-97,5

Larghezza / Width

42,5-47,5-57,5-72,5-87,5-
97,5-117,5

Larghezza / Width

42,5-47,5-57,5-72,5-87,5-
97,5-117,5

Larghezza / Width

42,5-47,5-57,5-72,5-87,5-
97,5-117,5

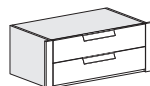
Con maniglia PLUS / With PLUS handle

Prof. 48,7 cm / Depth 48,7 cm

Altezza / Height

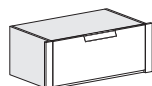
33,8

Anche in prof. 33,7 cm /
Also depth 33,7 cm



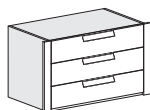
Altezza / Height

33,8



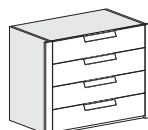
Altezza / Height

49,7



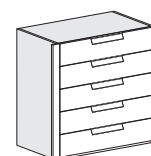
Altezza / Height

65,5



Altezza / Height

81,5



Larghezza / Width

42,5-47,5-57,5-72,5-87,5-
97,5-117,5

Larghezza / Width

87,5-97,5

Larghezza / Width

42,5-47,5-57,5-72,5-87,5-
97,5-117,5

Larghezza / Width

42,5-47,5-57,5-72,5-87,5-
97,5-117,5

Larghezza / Width

42,5-47,5-57,5-72,5-87,5-
97,5-117,5

Con maniglia GOLA / With GOLA profile

per fianco e divisorio TELAIO / for METAL FRAME side panel and partition

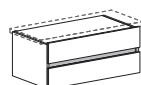
Prof. 51 cm / Depth 51 cm

Altezza / Height

38,5 cm

Da fissare sempre in sospensione sotto un ripiano sp. 3,8 cm /
Always needs to be attached to the underside of a shelf 3,8 cm thick.

Gola in finitura brunita. / Profile in bronze finish.



Larghezza / Width

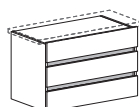
35-40-50-80-90-110

Altezza / Height

59,7 cm

Da fissare sempre in sospensione sotto un ripiano sp. 3,8 cm /
Always needs to be attached to the underside of a shelf 3,8 cm thick.

Gola in finitura brunita. / Profile in bronze finish.



Larghezza / Width

35-40-50-80-90-110

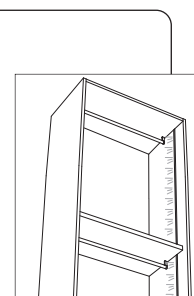
ILLUMINAZIONE / LIGHTING

24V 3000K

Luci LED verticali / Vertical LED lights per fianchi e divisori / for side panels and partitions

Da completare con trasformatore ed eventuali accessori in base al sistema di accensione scelto.

To be finished off with transformer and accessories, if any, based on the ON/OFF control system chosen.

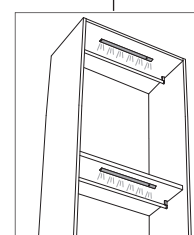


**Profilo LED verticale orientato /
Inward-facing vertical LED strip**

Luci LED orizzontali / Horizontal LED lights per cappelli e ripiani / for top covers and shelves

Da completare con trasformatore ed eventuali accessori in base al sistema di accensione scelto.

To be finished off with transformer and accessories, if any, based on the ON/OFF control system chosen.


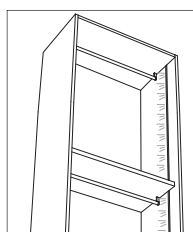


**Luci LED parziali /
Partial LED lights**

Luci LED verticali e orizzontali / Vertical and horizontal LED lights

Da completare con trasformatore ed eventuali accessori in base al sistema di accensione scelto.

To be finished off with transformer and accessories, if any, based on the ON/OFF control system chosen.



**Luci LED a tutto vano /
Full-width LED lights**

**Profilo LED verticale orientato /
Inward-facing vertical LED strip**