

# EXTERIOR - Finishes and Colours

## ECO-WOOD



71 ROVERE  
GESSATO



42 ROVERE \*  
GREY



43 ROVERE \*\*  
BROWN

\* The ROVERE GREY finish, in the eco-wood price bracket, is now available for all the items previously offered in OLMO OSSIDO.

\*\* The ROVERE BROWN finish, in the eco-wood price bracket, is now available for all the items previously offered in OLMO SCURO.

OLMO CHIARO and OLMO SCURO finishes being phased out (production ending on 31/05/2017, while stocks last).

## SUPER-MATT



37 BIANCO  
SETA




31 ECRÙ \*\*\*  
SETA

\*\*\* ECRÙ SETA finish available on all items that came in BIANCO SETA.

## TEXTURED



85 ROVERE  
BIANCO



87 ROVERE  
TORTORA

ROVERE SABBIA finish being phased out (production ending on 31/05/2017, while stocks last).

## STANDARD WATER-BASED MATT LACQUERED



300 BIANCO



303 TORTORA



333 SABBIA

## WATER-BASED COLOURED MATT LACQUERED



301 AVORIO




314 CORDA



331 VISONE



340 CAFFÈ



330 GRIGIO



341 CENERE



324 FANGO



310 QUARZO



318 NERO  
GRAFITE



325 OCEANO



344 AVIO



339 ARTICO



342 FOGLIA



334 CASCATA



337 OCRA



335 TANGERI



345 TIMO

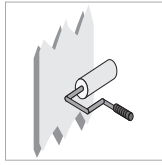


343 CIPRIA

MATT MATCHED TO SAMPLE COLOURED MATT LACQUERED + EXTRA 30 %

INTONO

For side panels and ALFA hinged / folding doors



WATER-BASED CLEAR SEALING PRIMER FOR APPLICATION OF WALL PAINT  
 Extra charge for single door or single side panel on Super-matt Bianco seta base.  
 (Sealing paint supplied in a tin, to be applied by the customer).

**MMAG16** + 13

GLOSS LACQUERED



400 BIANCO LUCIDO



401 AVORIO LUCIDO



403 TORTORA LUCIDO



414 CODA LUCIDO



433 SABBIA LUCIDO



440 CAFFÉ LUCIDO



430 GRIGIO LUCIDO



441 CENERE LUCIDO



410 QUARZO LUCIDO



418 NERO GRAFITE LUCIDO



444 AVIO LUCIDO



439 ARTICO LUCIDO



434 CASCATA LUCIDO



443 CIPRIA LUCIDO

MIRROR

For CRYSTAL and OFFSET doors



C05 TINTED



C06 LIGHT

STANDARD LACQUERED GLASS

For CRYSTAL and OFFSET doors



C20 WHITE

COLOURED LACQUERED GLASS

For CRYSTAL and OFFSET doors



C37 TORTORA



C49 SABBIA

TOUGHENED GLASS

For PERRY doors



C80 SMOKED



C81 STOP-SOL

SCORED MIRROR

For CRYSTAL sliding doors W 122,3-137,3-152,3



C60 SILVER SCORED

16cm interval

REFER TO THE PAGES INSIDE THE PRICE LIST TO CHECK WHAT FINISHES ARE AVAILABLE FOR EACH ITEM.

PRINTED SAMPLES USED TO ILLUSTRATE FINISHES AND COLOURS MAY NOT REPRESENT THE TRUE COLOUR; THEY ARE GIVEN AS A ROUGH GUIDE ONLY AND MAY NOT MATCH THE PRODUCT ACTUALLY SOLD.

# INTERIOR - Finishes and Colours

## CARCASS INTERIOR

TEXTURED



40 MILLERIGHE  
PERLA



24 ABETE

## INTERNAL FITTINGS

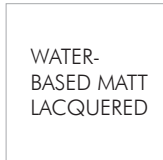
TEXTURED



40 MILLERIGHE  
PERLA



24 ABETE

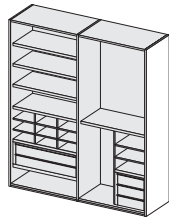


WATER-  
BASED MATT  
LACQUERED

Internal fittings come in all of the  
Matt lacquered colours on page 6.

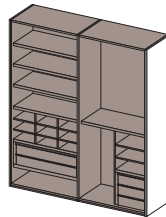
## POSSIBLE INTERIOR FINISH COMBINATIONS

**A2**



Millerighe perla

**A3**



Abete

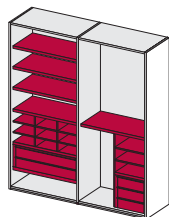
STRUCTURE and BACK PANELS



FITTINGS

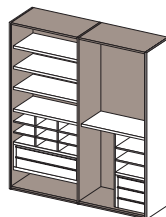


**A5**



Millerighe  
perla      Matt  
lacquered

**A6**



Abete      Matt  
lacquered

STRUCTURE and BACK PANELS



FITTINGS



# Use and care instructions

---

Please find below some useful tips on how to care for the product and keep it looking its best.

## HOW TO CLEAN SURFACES IN GENERAL

Use a soft cloth (moistened where necessary). Do NOT, under any circumstances, use abrasive products, solvents, thinners, alcohol or corrosive products.

Do not leave wet cloths touching surfaces.

## CHANGES IN SHADE AND COLOUR

Lacquered colours and veneers can be susceptible to colour change over time and hence, when ordering new pieces to match existing units, any difference in colour shall not constitute cause for complaint.

It is also advisable to position furniture away from strong sources of heat and out of direct sunlight.

## HOW TO CLEAN GLASS

Use a soft cloth and glass cleaner. Do NOT, under any circumstances, use abrasive products, solvents, thinners, alcohol or corrosive products.

## ELECTRICAL ACCESSORIES

All such accessories come with "CE" marking attesting to their compliance with EEC directives (EEC 72/23, EEC 89/336). In addition, they meet Italian CEI electrical safety standards (CEI 34-21 and EN 60598.1) Each pack comes with an assembly instruction sheet featuring the system's technical specifications and essential installation procedure, which is to be carried out, whatever the case, by qualified personnel only.