

Helmut

high back



Struttura portante: in legno rivestita con poliuretano espanso a densità differenziate e sistema di molleggio a cinghie elastiche incrociate.

Imbottitura: cuscini di seduta in poliuretano espanso con inserto a molle elicoidali in acciaio. Cuscini di schienale in piuma d'oca. Lo schienale è munito di un sistema meccanico integrato che offre la possibilità di regolazione dello schienale in varie posizioni per aumentarne il comfort.

Piedini: in ABS nero, h 4 cm.

Rivestimento: in tessuto completamente sfoderabile.

Categoria tessuto cliente realizzabile solo con tessuti tinte unite.

Optional: cuscini decorativi in piuma d'oca non inclusi nel prezzo.

Frame: wooden frame padded with differentiated-density polyurethane foam and spring system with intertwined elastic straps.

Cushions: seat cushions made from differentiated-density polyurethane foam with helical steel springs insert. Back cushions made from goose feather. The backrest comes equipped with an integrated mechanical system that makes it possible to adjust the backrest in various position to provide maximum comfort.

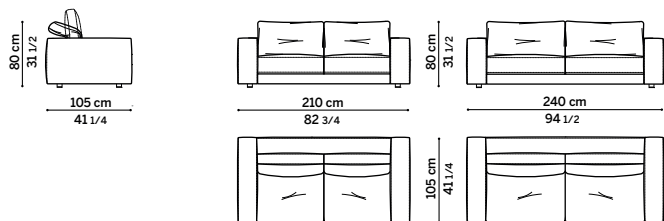
Feet: Black ABS feet, h 4 cm.

Covers: fabric cover is completely removable.

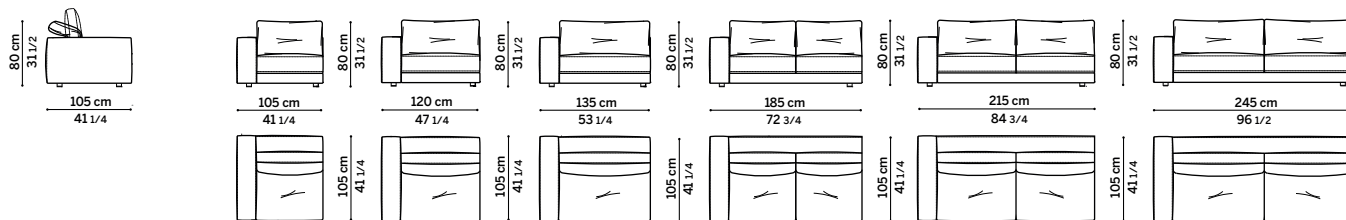
Customer Fabric: only plain color.

Optional: decorative pillows made from goose feather are not included in the price.

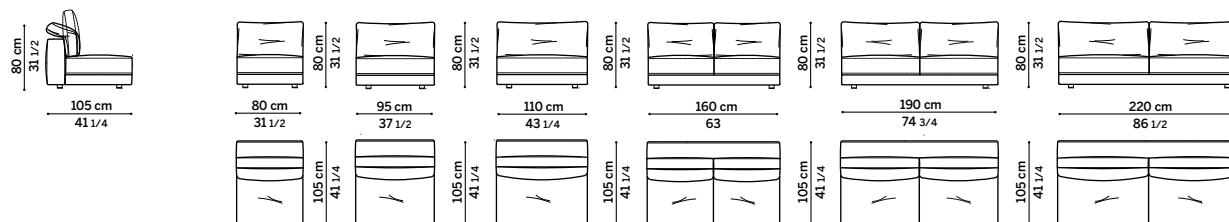
DIVANI - SOFAS



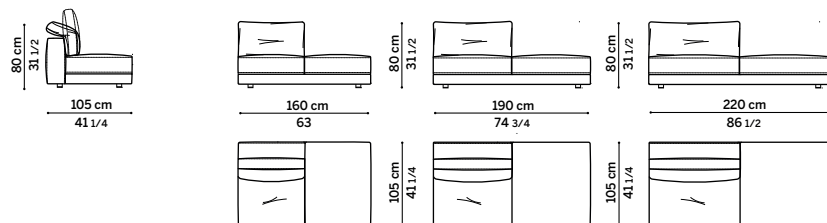
DIVANI TERMINALI - END SOFAS



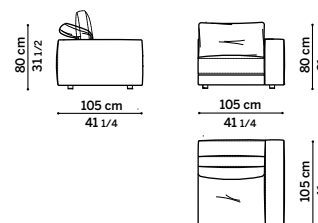
ELEMENTI LINEARI - LINEAR UNITS



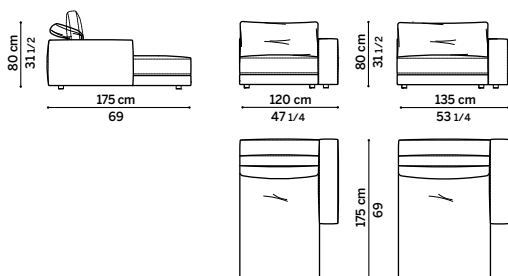
ELEMENTI TERMINALI - END UNITS



ANGOLO - CORNER



CHAISE LONGUE



POUF

